

farmQA

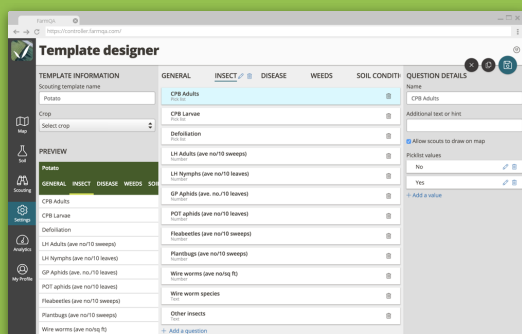
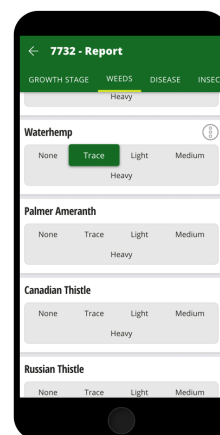
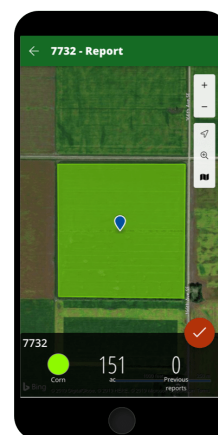
DIGITAL TOOLS FOR TODAY'S AGRONOMIST



Crop scouting, your way

FarmQA Scouting is made for you. Innovative customizable templates allow you to create scouting orders specific to a crop or to a field.

Our mobile app is optimized for both iPhones and for Android devices.



Crop-specific scouting

Design your own scouting form with our template designer. Its easy-to-use interface allows you to quickly create the scouting template you need for any crop.

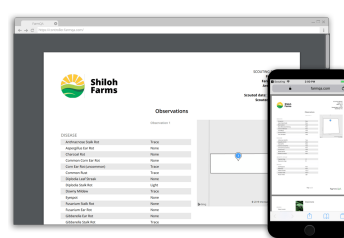
An innovative live preview shows you what the scout will see as you make changes.

Digital records



Need to know precisely where an issue is? Annotate the extent of the issue and its exact location with pictures and drawings. Our draw on map capability allows you to identify where a field issue is and the extent of the issue.

PDF Reporting



FarmQA Scouting has a complete reporting solution for your operation. PDF report generation allows your farmers to see at a glance the situation and send that report to your growers. All of your annotations and photos are included.

To get started with FarmQA, contact a representative and upgrade your digital toolbox today.



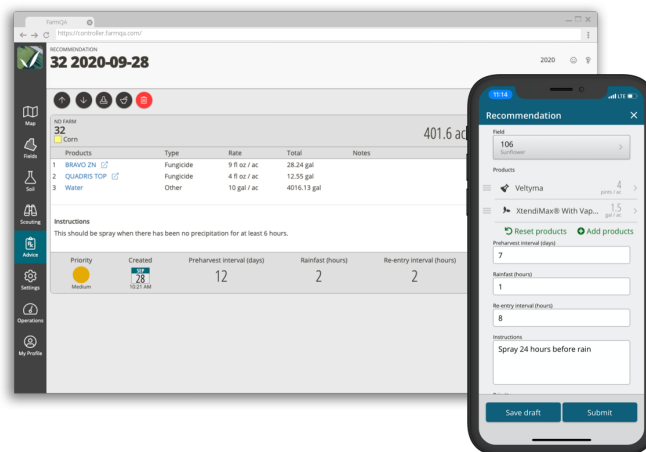
1854 Research Circle N, Fargo, ND 58102 | 701.941.2046
www.farmqa.com | sales@farmqa.com



Crop treatment recommendations and advice

FarmQA Advice lets crop advisors easily and quickly write crop treatment recommendations for growers' crops. Streamline the process of going from field scouting to providing chemical recommendations in a snap.

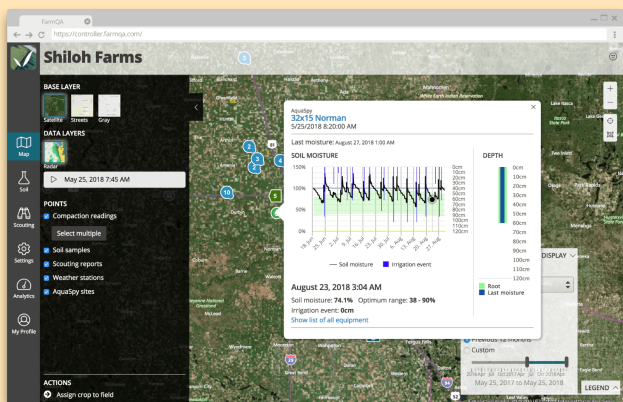
Choose the products, rates, mixing instructions, and application notes as well as detail the time frames and urgency of the recommendation. Locate historical recommendations with ease using robust search capabilities.



Your agri-business, controlled

FarmQA is a precision agriculture intelligence platform that collects and analyzes data from a variety of data sources and displays it using an innovative map-based dashboard.

See all aspects of your operation in a single view including your fields, crop scouting reports, weather stations, and more.

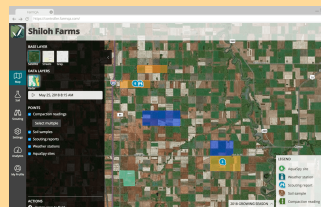


Monitor crops and fields

TEMPLATE INFORMATION	
Scouting template name	Potato
Crop	Potato
Select crop	
PREVIEW	
Potato	
GENERAL INSECT DISEASE WEEDS SOI	
CPB Adults	
CPB Larvae	
Defoliation	
LH Adults (ave. no/10 sweeps)	
LH Nymphs (ave. no/10 leaves)	
GP Aphids (ave. no/10 leaves)	
POT aphids (ave. no/10 leaves)	
Flea beetles (ave. no/10 sweeps)	
Plant bugs (ave. no/10 sweeps)	
Wire worms (ave. no/sq ft)	
Wire worm species	

FarmQA Controller with additional sensor devices, monitors every aspect of a field with at a glance information from SoilScan nitrate testing reports, FarmQA Scouting reports, CTS-1000 compaction reports, and moisture monitoring sensors.

Map-based dashboard



From FarmQA's innovative map-based dashboard, see all aspects of your operation in a single view. The map displays your fields, weather stations, crop scouting reports, SoilScan reports, and AquaSpy sites.



1854 Research Circle N, Fargo, ND | 701.941.2046
www.farmqa.com | sales@farmqa.com